



CITY OF COLORADO SPRINGS

State and Local Fiscal Recovery Funds 2025 Recovery Plan Performance Report



Table of Contents

EXECUTIVE SUMMARY	5
USES OF FUNDS	6
Investment Strategies	7
Additional Funding and Partnerships	10
PROMOTING EQUITABLE OUTCOMES	11
COMMUNITY ENGAGEMENT	14
LABOR PRACTICES.....	15
USE OF EVIDENCE	16
PROJECT INVENTORY.....	17
APPENDIX A: CAPITAL PROJECTS FUNDED THROUGH REVENUE REPLACEMENT .	27
APPENDIX B: SUPPORTING PROGRAMMATIC DATA.....	28

EXECUTIVE SUMMARY

The City of Colorado Springs (City) received an allocation of \$76,039,132 in American Rescue Plan Act (ARPA) State and Local Fiscal Recovery Funds (SLFRF) to support COVID-19 pandemic response and recovery efforts in Colorado Springs, Colorado. The Recovery Plan Report responds to the requirements set forth by the United States Department of the Treasury for management and reporting of the SLFRF. The City's plan follows the required format and content requirements identified in the SLFRF Compliance and Reporting Guide updated in April 2025.

The plan for the City's use of funds was developed through a combination of community input, the City's strategic plan, needs communicated by key stakeholders, as well as identified priorities of City Leadership. The plan promotes a broad response to the pandemic and economic recovery, incorporating support for new and existing businesses, populations of citizens disproportionately impacted by the pandemic including children, families, and seniors, community public health and safety, and other community-wide benefits detailed below.

During 2024, the third annual reporting period, the City executed the following high priority activities utilizing SLFRF funding during the reporting period:

Rebuild Colorado Springs Senior Center (ARP20)



This critical SLFRF funding has allowed the City to leverage an additional \$5,000,000 in philanthropic donations and grant funding to demolish the existing and inadequate Senior Center and rebuild a new Center designed specifically for the unique needs of our growing senior population. Older adults were impacted disproportionately during the pandemic and have struggled to resume their lives after. The Colorado Springs Senior Center welcomes anyone 55 and older. The old senior center served 5,962 unique individuals with 1,719 male and 4,223 female and 20 of

unknown gender. 5,172 were over age 65 and 688 were between 55 and 64. The average age of the senior participants is 76. A large portion of participants come from zip codes 80909, 80907, 80918, 80919, 80916, and 80910. Several of these zip codes are known to represent disadvantaged neighborhoods. On average, the center offered 710 in-person classes annually to include exercise/dance, day trips, art, technology and many diverse groups and clubs supporting the interests of the patrons. With the construction of the new center, we anticipate increasing our participants by at least 20 percent due to the greater accessibility and expanded programming opportunities. On July 3, 2024, the City broke ground on the new Senior Center with the expectation of opening the doors to eagerly awaiting seniors by the end of 2025.

North Nevada Corridor Stormwater Improvements (ARP08) and Downtown Stormwater Improvement (ARP43)

When stormwater management is done well, streams, rivers, and lakes are cleaner; flood risks are reduced; costs due to flood damage decrease; and community quality of life increases. The City of Colorado Springs is found directly in the Fountain Creek Watershed area and is bisected by both Fountain and Monument Creeks. Ensuring that comprehensive stormwater management is effective will protect the city from damaging floods and ensure that our natural creeks and waterways remain clean. These two projects will strategically protect and enhance two critical areas of stormwater conveyance infrastructure and provide surface erosion mitigation. To date, the design is complete, and construction is underway for the North Nevada Corridor project. The Downtown Stormwater Improvement project was completed in early 2025.

Opportunity Zone ADA Sidewalk/Ramp Improvements (ARP36)



Using SLFRF the City was able to make tremendous progress toward improving sidewalks and ramps in our area's most disadvantaged communities. Specifically, 101 new pedestrian access ramps were installed, and 17 retro upgrades were completed. The City replaced 3,489 linear feet of curb and gutter and replaced 39,804 square feet of sidewalk. In addition to these enhancements, we were able to install 984 Detectable Warning Surfaces on pedestrian ramps, which have offered a huge advantage for residents with certain disabilities.

USES OF FUNDS

The City is using American Rescue Plan Act SLFRF funds to make strategic investments in targeted sectors enabling our community's strong recovery from the pandemic. Strategic priority areas were identified with consideration placed on the following criteria when identifying projects and programs:

- ❖ Direct benefit to the community, particularly those disproportionately impacted by the pandemic
- ❖ Business and economic recovery, including recovery of the tourism sector

- ❖ Investment in water, sewer, and broadband infrastructure reducing barriers to future economic development or equitable access to reliable services
- ❖ Ongoing support to the public health response

Throughout development of the plan, City staff considered recommendations provided by broadly represented community groups and stakeholders, funding sources already dedicated to other high priority target areas, and strategic priorities of City Leadership and the City Council. Additionally, consideration was placed on leveraging funding provided by other federal grant programs and partners, as well as those projects or programs for which no other funding was available. The City’s allocation distributes funding across every expenditure category designated by the U.S. Treasury Department. This reflects the City’s commitment to maximize the benefits of SLFRF funding and allows us to invest in pandemic recovery efforts in sectors often left out of traditional funding streams. Additionally, uses of funds also align with goals articulated in the City’s 2020-2024 Strategic Plan as well as the recently published 2024-2028 Strategic Plan. Developed with broad community input, the Strategic Plans define City priorities and provide frameworks for measuring progress and performance.

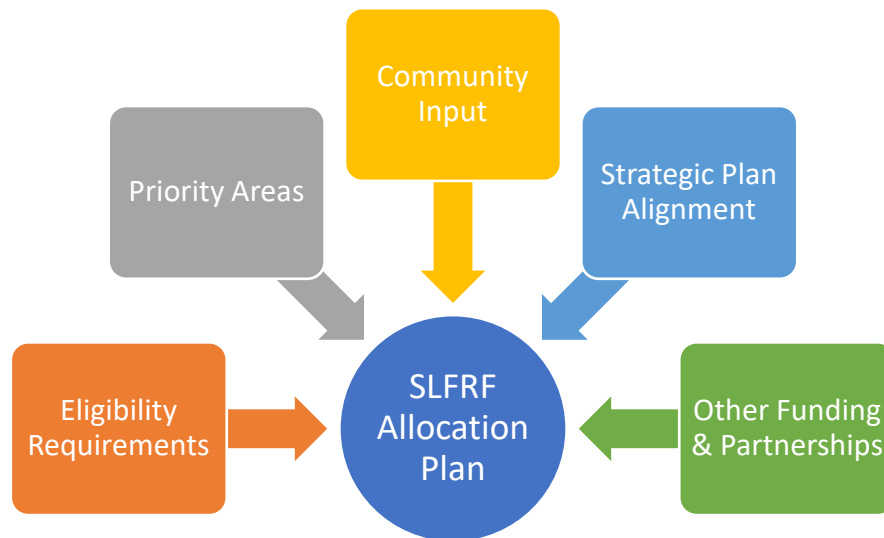


Figure 1 SLFRF Allocation Plan Inputs

Investment Strategies


Direct Community Benefit

The City’s SLFRF fund allocation strategy was designed to maximize beneficial impact regarding the specific needs and challenges facing our community. While the impact of SLFRF funding extended throughout Colorado Springs, significant efforts were targeted to the Southeast quadrant of our city.

Southeast Colorado Springs experiences greater poverty levels and lower economic opportunities compared with the city as a whole. Pandemic trends indicated that Southeast neighborhoods and residents were at risk of disproportionate negative impacts of the pandemic, and thus the majority of the City's SLFRF-funded projects directly and/or indirectly impacted the Southeast (see [Promoting Equitable Outcomes](#)). Additional City projects will target income-qualified groups in other locations and investments in Qualified Opportunity Zones.

Business and Economic Recovery

A portion of the City's total SLFRF allocation directly benefited businesses, workers, and job training programs. The City provided funding to local subrecipient organizations and recovery programs to issue grants and economic assistance to small, locally owned businesses and nonprofit organizations negatively impacted by the pandemic. Additional funding supported programs providing job training to individuals and industries impacted by the pandemic. Other investments supported recovery for the region's key tourism and travel industry.



Investment in Water, Sewer, and Broadband Infrastructure

Infrastructure investments promote redevelopment and address environmental issues. The city's North Nevada Avenue Corridor received an allocation to improve stormwater conveyance solutions within a Qualified Opportunity Zone. Currently, inadequate stormwater infrastructure causes localized flooding and poses a significant barrier to redevelopment and property ownership within the North Nevada Avenue Corridor.

Implementing new infrastructure will mitigate this financial barrier, facilitating redevelopment that allows for small business ownership and growth in key industries. By providing stormwater conveyance infrastructure, the City will incentivize the implementation of green infrastructure water quality measures during redevelopment projects within the North Nevada Corridor. Environmental benefits will include localized flood mitigation and stormwater conveyance to Monument Creek; the project addresses climate change by providing surface erosion mitigation.

Other SLFRF funded infrastructure projects replace ageing, inadequate, and outdated irrigation systems managed by the City. Implementing modernized irrigation will achieve a minimum of 20% water savings across impacted systems, helping protect our community's water resources against emerging threats related to drought, scarcity, and climate change, as well as making progress toward State and regional water conservation goals.

Public Health Response

SLFRF funding also supported immediate pandemic mitigation and public health initiatives by City of Colorado Springs public safety units and staff members. This included Operation House Call, a collaboration between the Colorado Springs Fire Department, El Paso County Public Health, and community volunteers, to administer vaccines to high-risk and vulnerable homebound residents of El Paso County.

Uses of Funds by Investment Area

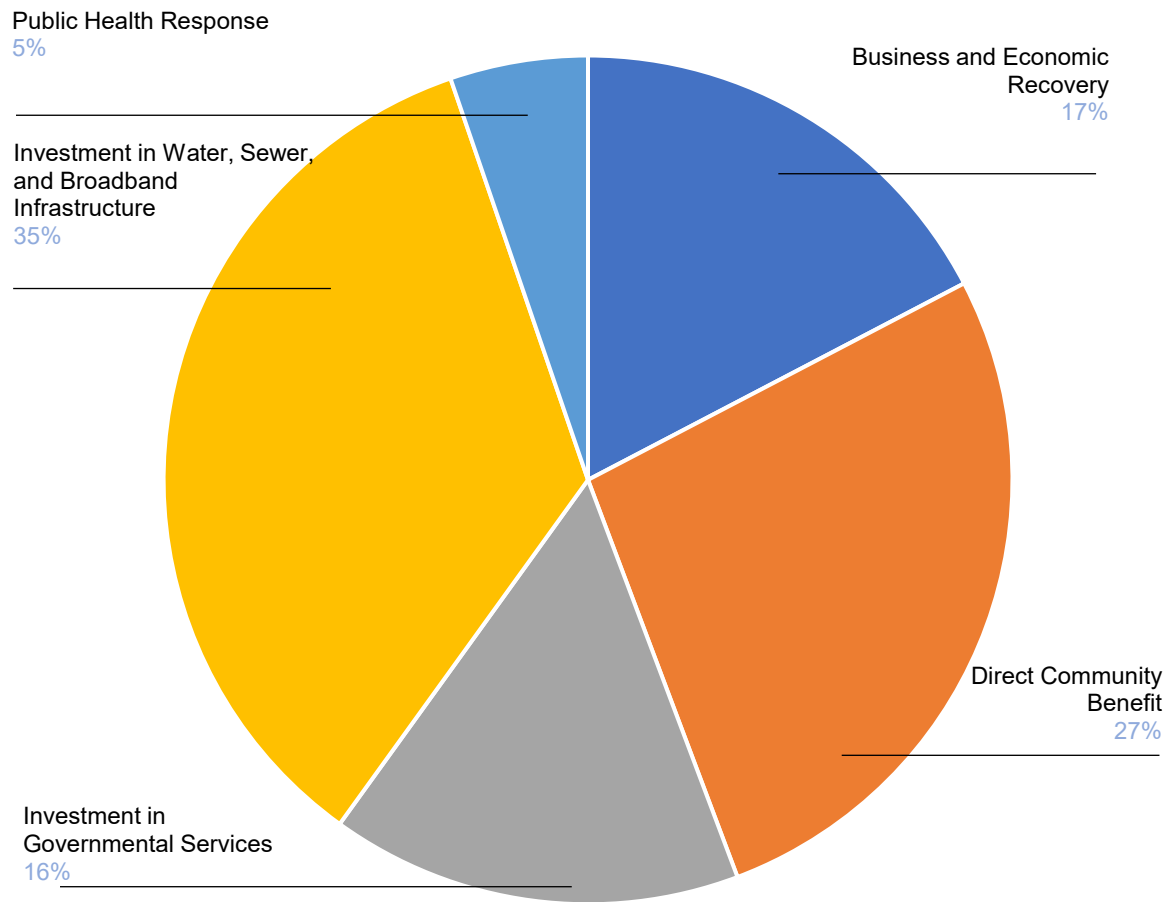


Figure 2 Uses of Funds by Investment Area

A full listing of the uses of funds by SLFRF expenditure category, and a description of how those uses support the communities, populations, and individuals in Colorado Springs, can be reviewed in the [Project Inventory](#) section.

Additional Funding and Partnerships

Affordable Housing

In addition to SLFRF funds, the City is leveraging other sources of funding and strengthening local partnerships to increase impact and build community resiliency. Affordable housing and homelessness are priority issues in Colorado Springs and have been the focus of decades of intensive investment prior to the COVID-19 pandemic. The pandemic intensified existing issues, and our community is seeing extraordinary needs related to housing affordability, rental assistance, eviction prevention, and homeless services.



The City has allocated more than \$111 million in strategic investments as part of a comprehensive effort to achieve recovery from the pandemic and address previously existing issues. The City's Housing and Homelessness Response Department has engaged in a robust citizen participation process, which has informed priorities, goals, and strategies identified in the City's Consolidated Planning Process.

Nearly \$35 million in U.S. Department of Housing and Urban Development (HUD) COVID-19 response and annual allocation funding and more than \$76 million in Private Activity Bonds have enabled progress toward Affordable Housing and Homelessness goals. The City receives from HUD an annual entitlement of the Community Development Block Grant (CDBG), HOME Investment Partnership Program (HOME), and the Emergency Solutions Grant (ESG), and received funding from the Emergency Rental Assistance Program (ERA) for purposes of addressing housing and homelessness in our community.

Colorado Springs Affordable Housing & Homelessness COVID-19 Impact Investment:

CDBG 2020	\$3,079,101	CDBG	\$10,170,147
CDBG-CV 1 (CARES Act)	\$1,811,610	HOME	\$8,858,449
CDBG-CV 3 (CARES Act)	\$2,064,639	ESG	\$6,241,669
CDBG 2021	\$3,214,797	ERA	\$25,779,328
HOME 2020	\$1,532,171	PAB ('19-'21)	\$76,517,376
HOME 2021	\$1,584,300	Total	\$127,566,969
HOME (American Rescue Plan)	\$5,741,978	Housing (87%)	\$111,250,926
ESG 2020	\$257,266		
ESG-CV1 (CARES Act)	\$887,124		
ESG-CV2 (CARES Act)	\$5,097,279		
ESG 2021	\$262,634		
Emergency Rental Assistance (CARES Act)	\$14,391,783		
Emergency Rental Assistance 2 (ARPA)	\$11,387,545		
Private Activity Bonds (2019, 2020, 2021)	\$76,517,376		

Figure 3 Affordable Housing and Homelessness COVID-19 Investment

Disproportionately Impacted Communities

The City partnered with other entities administering ARPA funding to achieve the greatest impact in priority areas. As an example, Harrison School District 2 (HSD2) received funding from the ARPA through the U.S. Department of Education. A collaborative partnership between HSD2 and the City of Colorado Springs Community Centers enhanced the impact of City projects focused on Southeast Colorado Springs by leveraging both the HSD2 and City SLFRF funds.

Harrison School District 2, serving Southeast Colorado Springs, includes numerous Title 1 schools and schools with large Title 1 populations. Approximately 75% of students in the district qualify for free or reduced lunch. The Out-of-School Time Program is utilizing American Rescue Plan Act funding from the U.S. Department of Education to provide wrap-around childcare support for low-income families with elementary school children in the district, supported by Colorado Springs Community Centers' staff and resources.

PROMOTING EQUITABLE OUTCOMES

The City of Colorado Springs invested its SLFRF funds in a series of targeted initiatives to promote a strong and equitable recovery, with special focus on communities and populations disproportionately impacted by the pandemic. These critical investments helped our community make progress toward achieving racial and economic equity goals.

The City invested SLFRF funding in three projects in Southeast Colorado Springs, which align with broader City strategy for the Southeast (see [Southeast Community Plan](#)) and other efforts by community organizations and citizens. Compared with the City of Colorado Springs as a whole, Southeast Colorado Springs has a higher incidence of poverty, a markedly lower life expectancy, and less access to healthy foods. The 74,000 residents of the Southeast



comprise 39% of the city's Latino population, 49% of the city's Black population, 40% of the city's foreign-born population who are not US citizens, and 35% of residents who speak a language other than English (American Community Survey 2019).



The City partnered with Pikes Peak United Way and Harrison School District 2 to establish a Family Success Center in Southeast Colorado Springs. The center provides direct services to low-income and marginalized residents of all ages, including tutoring, financial literacy services, GED courses, and art therapy. Programming helped strengthen quality of life and economic gains for Southeast Colorado Springs families. As of June 30, 2025, Pikes Peak United Way has opened and is operating the Family Success Center.

Also targeted to low-income and Southeast residents, the City used SLFRF funds to expand afterschool and summer childcare programs for underserved populations at its Community Centers. Located in marginalized neighborhoods, the two Community Center facilities in the Southeast and one on the City's west side serve everyone but focus their efforts on working with under-represented communities and individuals from lower-socioeconomic backgrounds. The centers provide affordable, reduced fee and free services for residents, with approximately 87% of participants qualifying for reduced fee services.

SLFRF funds were utilized to expand program capacity for Community Centers after school and summer programs, providing childcare for low-income families for the 2021-2022, 2022-2023, and 2023-2024 school years. This program promoted healthy childhood environments to enable greater economic opportunity for working parents in disproportionately impacted and underserved populations. This project supported low-income families regardless of school district. The above-mentioned program, referred to as the Community Centers Afterschool and Summer Program, enhanced this project with additional supports targeted to Harrison School District 2 students.

Through June 30, 2025, the Afterschool and Summer Program supported 527 unique individuals from nine school districts. Most participants attended school in Harrison School District 2 or Colorado Springs School District 11; both districts exceeding 50% of the student population who are eligible for free or reduced lunches. Additionally, participants were disbursed across 28 zip codes, the majority of which are in Southeast Colorado Springs. The zip codes with the most participants included 80910 and 80916, with an average household income of \$46,321 between the two. Participant distributions by district are displayed below.

District	Participants	District % Free or Reduced Lunch
Harrison School District 2	250	71%
Colorado Springs School District 11	131	61%
Widefield School District 3	57	50%
Unknown	30	
Falcon School District 49	28	40%
Charter	11	
Fountain-Fort Carson School District 8	11	52%
Academy School District 20	5	20%
Cheyenne Mountain School District 12	2	17%
Peyton School District 23	2	35%

Additionally, the City devoted \$1.8 million toward capital improvements at the three Community Center facilities. These much-needed repairs will help ensure that the Centers remain safe, vibrant hubs of programming, services, and community spaces for low-income and marginalized residents. As of June 30, 2025, the City's Parks, Recreation, and Cultural Services Department were almost complete with construction.

SLFRF funds have also been promoted through projects [ARP01](#), [ARP03-ARP07](#), and [ARP41-ARP44](#) in the Negative Economic Impacts category. Funding supported business recovery, economic incentives, job creation, digital skills training, and job training initiatives targeting industry, businesses, and workers hit hardest by the effects of the pandemic. The City issued subawards to qualified organizational partners to distribute funds and provide technical support in a manner consistent with the City's strategy. This includes grant distribution with consideration toward outreach and awards to underrepresented groups, structured to ensure a strong recovery of our community.



COMMUNITY ENGAGEMENT

The City's use of funds is informed by community engagement, feedback, and input at multiple stages in the project development and selection process. The City employs mechanisms including town hall meetings, requests for resident comments, focus groups, questionnaires, and polls as part of its regular operations. Special emphasis is placed on access to public participation, including strategies to mitigate barriers to participation for groups such as youth, low English proficiency speakers, low-income individuals and families, people with disabilities, and older adults. This was especially critical in determining community needs and allocating funding toward pandemic response and recovery efforts.

A summary of proposed projects was presented to the Colorado Springs City Council to provide opportunities for input and feedback from Councilmembers representative of constituents. On a project level, City projects have incorporated community input as follows:



The need for expanded staff capacity for childcare for low-income families was determined by parent and community member feedback and request to the Parks, Recreation, and Cultural Services Department. Due to participant feedback, the City allocated an additional \$100,000 to the program for the second half of 2022.



Stormwater infrastructure improvement projects in the North Nevada Corridor and 30th Street Corridor of Colorado Springs were developed with strategic and inclusive community involvement and communication processes in the planning stage for both projects (see [Renew North Nevada Master Plan](#) and [30th Street Corridor Project Page](#)).



Small business support grants and technical assistance were developed and distributed with intensive community input and feedback from focus groups, in order to build the most relevant program options.



Capital projects were developed by City departments for community benefit utilizing engagement and feedback mechanisms described above. Projects included in the SLFRF plan were prioritized by a city-wide committee through the 2022 budget process.



Water conservation projects aligned with the goals of the Colorado Springs Utilities Integrated Water Resource Plan and Colorado's Water Plan, both developed with robust community input.

Affordable housing and homelessness priority projects, which are supported by funding sources as shown in [Figure 3](#), were also developed with robust community input. The Housing and Homelessness Department utilized the [City's Citizen Participation Plan](#) (CPP), which provided for and encouraged public participation and consultation. It emphasized involvement by residents and the organizations and agencies that serve low/moderate income (LMI) persons in the planning and implementation of community development and housing programs. It was amended in 2020 in response to the need for social distancing, isolating/quarantines, and other emergency public health measures. The CPP is used to gather substantive public input for development of the [Consolidated Plan, Annual Action Plan \(AAP\), Substantial Amendments, and the Consolidated Annual Performance and Evaluation Report \(CAPER\)](#).

LABOR PRACTICES

Procurement Practices

Pertaining to infrastructure projects, the City maintains standards for procurement and management of projects, identified in the City's Procurement Rules and Regulations, adopted on January 22, 2019, by City Council Ordinance No. 19-02. The City, through established processes, is responsible for ensuring the procurement of products, commodities, and services in a manner that affords all responsible businesses a fair and equal opportunity to compete on a full and open competition basis, without restricting qualified offerors from participating. It is the policy of the City's Procurement Services Division to make an affirmative effort to solicit and encourage small, minority, women-owned or other small or historically disadvantaged business

participation for City Contracts. The City encourages participation and is willing to provide assistance to interested businesses.

Additionally, to aid in local economic recovery and in compliance with procurement regulations, the City solicits bids from local suppliers whenever and wherever such competitive local sources exist, and where no sacrifice or loss in price or quality would result. In the event of a tie bid between a local vendor and an out-of-town vendor, an award will be made to the local vendor if all factors, including price, quality, terms, and delivery are determined to be equal.

Disadvantaged Business Enterprise (DBE) Programs

Certain City departments have established Disadvantaged Business Enterprise (DBE) Programs to ensure utilization of small and/or disadvantaged businesses, to track business activities and to provide assistance to such businesses in participating in the City's procurement and contracting process.

USE OF EVIDENCE

City projects implemented with SLFRF funds were designed to support a strong recovery according to outputs and outcomes described below. The City incorporated appropriate evaluation methods into project plans as they were developed and conducted evaluations to determine what evidence was needed to measure project success.

The City partnered with trusted community organizations to disseminate Economic Recovery and Incentive Fund grants to small businesses and nonprofit organizations ([project ARP03](#)). The managing partner organization, Exponential Impact, implemented a data-driven approach to application review and grant award decisions to meet designated program goals. Program goals included:

1. Provide an accessible program to accelerate economic recovery,
2. Provide assistance to businesses experiencing lingering negative impacts from the pandemic; and
3. Create and/or retain jobs.

Project [ARP07](#), Community Centers Afterschool and Summer Programs in the Negative Economic Impacts project category, included evaluation measures consistent with City of Colorado Springs Community Centers standard program measures and SLFRF guidelines. Evaluation methods for Community Centers childcare projects included parent surveys, student attendance tracking, and youth feedback. The data helped inform future collaborative efforts targeted toward low-income parents and children, steering funding toward greatest need and efficacy. The school district evaluated this program per its own methods to measure benefits for students, families, and the community.

Additional supporting programmatic data can be found in [Appendix B](#).

PROJECT INVENTORY

The current allocation of ARPA State and Local Fiscal Recovery Funds is as follows:

Project Name	Funding Amount	Project Identifier	Project Expenditure Category
+ 1: Public Health Category			
Vaccine Support Costs	\$21,334	ARP24	1.1-COVID-19 Vaccination
<p><u>Project Overview:</u> The CSFD provided support for vaccine events which served the elderly population, socio-economically challenged individuals, and homebound individuals. Additionally, CSFD supported clinics offered for CSFD and City employees. The public facing vaccine events included events that directly targeted disproportionately impacted populations. Those included an event at the World Arena, providing the 65+ community access to vaccinations. The CSFD also partnered with El Paso County Public Health to support the State Equity Clinic and Operation House Call, serving racially diverse and socioeconomically disadvantage communities, as well as homebound individuals unable to leave their homes to access vaccine clinics.</p> <p><u>Use of Evidence:</u> No evidence-based evaluation will be conducted</p> <p><u>Project Status:</u> Completed</p> <p><u>Performance Report:</u> The project was completed in 2021.</p>			
2: Negative Economic Impacts Category			
U.S. Olympic and Paralympic Museum	\$3,500,000	ARP01	2.35-Aid to Tourism Travel or Hospitality
<p><u>Project Overview:</u> As a large driver of tourism, the US Olympic and Paralympic Museum (USOPM) was provided funding to cover eligible operating costs, including marketing and payroll, to directly respond to the extreme negative economic impacts experience in the Colorado Springs tourism industry.</p> <p><u>Use of Evidence:</u> No evidence-based evaluation will be conducted</p> <p><u>Project Status:</u> Completed</p> <p><u>Performance Report:</u> The project was completed in 2021.</p>			
Survive & Thrive Economic Recovery Grant Program	\$1,307,677	ARP03	2.29-Loans or Grants to Mitigate Financial Hardship
<p><u>Project Overview:</u> Provide funding for a business and non-profit recovery grant program via Exponential Impact.</p> <p><u>Use of Evidence:</u> No evidence-based evaluation will be conducted</p> <p><u>Project Status:</u> Completed</p>			

Performance Report: The City's subrecipient, Exponential Impact (XI), received applications from 254 businesses from diverse communities and backgrounds. Of those 254 applications, 53 applications were approved for funding. The project is complete.

Higher Education Economic Recovery Support	\$2,000,000	ARP05	2.36-Aid to Other Impacted Industries
---	-------------	-------	---------------------------------------

Project Overview: The City provided funding to two public institutions of higher education located within City limits to support recovery from the Covid-19 pandemic. Direct funding was used for support of operating expenses, marketing, employee payroll, and other eligible categories as defined by the final guidance.

Use of Evidence: No evidence-based evaluation will be conducted

Project Status: Completed

Performance Report: Funds were used by the University of Colorado Springs and Pikes Peak State College for purposes of marketing, including marketing targeting general education, skilled trades, re-skilling, and up-skilling, economically impacted, military personnel, Hispanic men and women, and traditional high school students. This project is complete.

Community Centers Afterschool and Summer Programs	\$752,109	ARP07	2.11-Healthy Childhood Environments: Child Care
--	-----------	-------	---

Project Overview: Provided funding for Parks, Recreation, and Cultural Services staff to support afterschool and summer programs for underserved populations. Funding was used to expand existing programs, offering childcare through after-school and summer programs for the 2021-2022, 2022-2023, and 2023-2024 school years.

Use of Evidence: Although performance was measured, no evidence-based evaluation will be conducted. Performance measures located in [Appendix B: Supporting Programmatic Data](#).

Project Status: Completed

Performance Report: The summer program received positive feedback from participants and families. At the conclusion of the program in Q2-2024, it had served 527 unique children across nine school districts.

Aid for Tourism Activities	\$300,000	ARP41	2.35-Aid to Tourism Travel or Hospitality
-----------------------------------	-----------	-------	---

Project Overview: As large drivers of tourism, three tourism focused organizations were provided funding to cover eligible operating costs, including marketing and payroll, to directly respond to the extreme negative economic impacts experience in the Colorado Springs tourism industry.

Use of Evidence: No evidence-based evaluation will be conducted

Project Status: Completed

Performance Report: This project has been completed.

Digital Equity Program	\$348,440	ARP44	2.4-Household Assistance: Internet Access Programs
-------------------------------	-----------	-------	--

Project Overview: The City believes all Colorado Springs residents should have access to affordable, reliable broadband service, internet-enabled devices, and possess the knowledge to use those devices. To reduce the digital divide in Colorado Springs, the City provided funds to nonprofit organizations to implement digital equity related programs to the community.

Use of Evidence: Although performance was measured, no evidence-based evaluation will be conducted

Project Status: Completed

Performance Report: During the reporting period, five non-profit organizations in the community carried completed programs to address the digital divide in our community.



3. Public Health-Negative Economic Impact Public Sector Capacity

Public Safety Response/Support	\$1,728,666	ARP02	3.1-Public Sector Workforce: Payroll and Benefits for Public Health, Public Safety, or Human Services Workers
---------------------------------------	-------------	-------	---

Project Overview: The Colorado Springs Fire Department (CSFD) provided support to the public health response throughout the pandemic, including support provided through medical calls, vaccine clinics, and continuity of public safety operations. The funds utilized for this activity directly funded salary and benefits of direct Covid-19 response time by CSFD sworn personnel.

Use of Evidence: No evidence-based evaluation will be conducted

Project Status: Completed

Performance Report: The project was completed in 2021.



4: Premium Pay Category

Public Safety Service Pay	\$2,243,954	ARP16	4.1 Public Sector Employees
----------------------------------	-------------	-------	-----------------------------

Project Overview: Provide premium pay in a lump sum payment to public safety staff in the Colorado Springs Fire and Police Departments, designated as eligible workers needed to maintain continuity of public safety within the City.

Use of Evidence: No evidence-based evaluation will be conducted

Project Status: Completed

Performance Report: The project was completed in 2021.



5: Infrastructure Category

North Nevada Corridor Stormwater Improvements	\$8,800,000	ARP08	5.6 Clean Water: Stormwater
--	-------------	-------	-----------------------------

Project Overview: Provide partial support to a network of underground storm sewer systems capable of accommodating redevelopment identified in the North Nevada Corridor Master Plan. Projects have been strategically implemented throughout the period of performance with an end goal to improve stormwater conveyance infrastructure. The project provides surface erosion mitigation. By providing stormwater conveyance infrastructure, the City will incentivize the implementation of green infrastructure water quality measures during redevelopment projects within the North Nevada Corridor. The project addresses climate change by providing surface erosion mitigation.

Use of Evidence: No evidence-based evaluation will be conducted

Project Status: Ongoing

Performance Report: Design work is completed, and the City's Stormwater Enterprise is currently working with the construction contractor to complete construction.

30th Street Stormwater Improvements	\$1,000,000	ARP09	5.6 Clean Water: Stormwater
--	-------------	-------	-----------------------------

Project Overview: Funding to support the implementation of stormwater related components of the 30th Street improvement project. The project in its entirety significantly reduced traffic and congestion as visitors enter and exit Garden of the Gods Park. The project addressed climate change by providing surface erosion mitigation.

Use of Evidence: No evidence-based evaluation will be conducted

Project Status: SLFRF funding portion completed.

Performance Report: The SLFRF funded portion of the project, inclusive of stormwater improvements in the corridor, was completed in Q2-2022.

Irrigation System - Patty Jewett Golf Course	\$ 2,642,901	ARP11	5.8-Clean Water: Water conservation
---	--------------	-------	-------------------------------------

Project Overview: Implementation/replacement of the irrigation system at Patty Jewett Golf Course. This project supports modernization of the aged system, resulting in water application efficiency with a goal of achieving increased water sustainability.

Use of Evidence: No evidence-based evaluation will be conducted

Project Status: Ongoing

Performance Report: The City's Golf Enterprise has awarded a contract to complete construction of the project. Project is ongoing through Q2-2025.

Irrigation System - Valley Hi Golf Course	\$4,123,284	ARP12	5.8-Clean Water: Water conservation
--	-------------	-------	-------------------------------------

Project Overview: Implementation/replacement of irrigation system to support water conservation efforts at Valley Hi Golf Course. This project supports modernization of the aged system, resulting in water application efficiency with a goal of achieving increased water sustainability. Implementing modernized irrigation will achieve a minimum of 20% water savings across impacted systems, helping protect our community's water resources against emerging threats related to drought, scarcity, and climate change, as well as making progress toward State and regional water conservation goals.

Use of Evidence: No evidence-based evaluation will be conducted

Project Status: Ongoing

Performance Report: The City's Golf Enterprise has awarded a contract to complete construction of the project. Project is ongoing through Q2-2025.

Irrigation System - Cemeteries	\$3,844,693	ARP13	5.8-Clean Water: Water conservation
---------------------------------------	-------------	-------	-------------------------------------

Project Overview: Implementation/replacement of irrigation system to support water conservation efforts at City Cemeteries. This project supports modernization of the aged system, resulting in water application efficiency with a goal of achieving increased water sustainability. Implementing modernized irrigation will achieve a minimum of 20% water savings across impacted systems, helping protect our community's water resources against emerging threats related to drought, scarcity, and climate change, as well as making progress toward State and regional water conservation goals.

Use of Evidence: No evidence-based evaluation will be conducted

Project Status: Ongoing

Performance Report: The construction is underway as of Q2-2025.

Irrigation System - replace 40-year-old irrigation systems	\$503,000	ARP14	5.8-Clean Water: Water conservation
---	-----------	-------	-------------------------------------

Project Overview: Replace irrigation systems at South Monument Valley Park, Otis Park, and Fine Arts Triangle Monument Valley Park. This project supported modernization of the aged system, resulting in water application efficiency with a goal of achieving increased water sustainability. Implementing modernized irrigation will achieve a minimum of 20% water savings across impacted systems, helping protect our community's water resources against emerging threats related to drought, scarcity, and climate change, as well as making progress toward State and regional water conservation goals.

Use of Evidence: No evidence-based evaluation will be conducted

Project Status: Completed

Performance Report: The project is completed as of Q2-2025.

Colorado Springs Utilities - Water/ Wastewater Projects	\$3,500,000	ARP15	5.11-Drinking water: Transmission & distribution
--	-------------	-------	--

Project Overview: Replace aging water main ahead of PPRTA funded project, S. Academy Blvd - Fountain to Drennan, in coordination with City Public Works. The replacement substantially benefits residents in Southeast Colorado Springs. Compared with the City of Colorado Springs as a whole, Southeast Colorado Springs has a higher incidence of poverty, a markedly lower life expectancy, and less access to healthy foods.

Use of Evidence: No evidence-based evaluation will be conducted

Project Status: SLFRF funding portion completed

Performance Report: The City awarded a contract to Ames Construction for construction for the replacement of the water main. The ARPA funded portion was completed as of the end of Q2-2024.

Downtown Stormwater Improvement	\$1,500,000	ARP43	5.6-Clean Water: Stormwater
--	-------------	-------	-----------------------------

Project Overview: Implementation of stormwater infrastructure to support redevelopment projects within the City's downtown. The project addressed climate change by providing surface erosion mitigation.

Use of Evidence: No evidence-based evaluation will be conducted

Project Status: Completed

Performance Report: The project is completed as of Q2-2025.



6: Revenue Replacement Category

LART - Tourism recovery	\$1,000,000	ARP06	6.1 Provision of Government Services
--------------------------------	-------------	-------	--------------------------------------

Project Overview: Funding provided to the City's Lodgers and Automobile Rental Tax (LART) Fund to support continued recovery of tourism sector.

Use of Evidence: No evidence-based evaluation will be conducted

Project Status: Completed

Performance Report: Funding in the amount of \$1,000,000 was provided to the LART Fund and the City's LART Citizens' Advisory Committee recommended awards in April 2022. The project is complete.

Fiber connectivity mapping and implementation	\$197,839	ARP10	6.1 Provision of Government Services
--	-----------	-------	--------------------------------------

Project Overview: Perform mapping of the City's existing fiber network and provide strategic investment in fiber projects.

Use of Evidence: No evidence-based evaluation will be conducted

Project Status: Completed

Performance Report: As of the end of Q2-2024, the mapping effort was completed.

Implement Mid-year Compensation Increase	\$4,268,417	ARP17	6.1 Provision of Government Services
---	-------------	-------	--------------------------------------

Project Overview: Implement mid-year compensation increases for City employees which were foregone in the 2021 budget due to economic conditions.

Use of Evidence: No evidence-based evaluation will be conducted

Project Status: Completed.

Performance Report: The project was completed in 2021.

City Auditorium	\$2,471,848	ARP19	6.1 Provision of Government Services
------------------------	-------------	-------	--------------------------------------

Project Overview: Provide funding to design the renovation of the Colorado Springs City Auditorium in collaboration with the Colorado Springs Community Cultural Collective at City Auditorium to serve as an art and event space in the City's downtown.

Use of Evidence: No evidence-based evaluation will be conducted

Project Status: Completed

Performance Report: As of Q2-2024, the existing design process was completed.

Rebuild Colorado Springs Senior Center	\$10,982,517	ARP20	6.1 Provision of Government Services
---	--------------	-------	--------------------------------------

Project Overview: Provide capital investment for construction of a new senior center, increasing services and support to seniors. Information on the senior center can be found at: <https://ppymca.org/colorado-springs-senior-center>.

Use of Evidence: No evidence-based evaluation will be conducted

Project Status: Ongoing

Performance Report: The City has procured many contracts to support the Senior Center rebuild, including contracts for design, public outreach, relocation, environmental services, cultural resources, and a general contractor. The City supported previous tenants by offering relocation assistance where applicable. The existing Senior Center has been razed, and the groundbreaking ceremony for the new center occurred in July 2024. Completion is anticipated in the fall of 2025. The City is maintaining a dedicated webpage to inform the public of project progress, located at: [Senior Center Renovation | City of Colorado Springs](#).

CSPD Computer Aided Dispatch (CAD) System	\$2,000,000	ARP21	6.1 Provision of Government Services
--	-------------	-------	--------------------------------------

Project Overview: Provide funding to implement a new Computer Aided Dispatch system, which will resolve redundant data entry and to make it possible to access real-time information, ultimately enhancing the overall public safety response to the Colorado Springs community.

Use of Evidence: No evidence-based evaluation will be conducted

Project Status: Completed

Performance Report: As of the end of Q2-2024, the implementation of the CAD System was complete.

Capital Investment in Community Centers	\$229,536	ARP22	6.1 Provision of Government Services
--	-----------	-------	--------------------------------------

Project Overview: Provide capital investment to Meadows Park, Hillside, and Westside Community Centers to better serve communities in areas impacted by marginalized socioeconomic conditions.

Additional information on the services provided by the community center can be found at:
<https://coloradosprings.gov/parks/page/colorado-springs-community-centers>.

Use of Evidence: No evidence-based evaluation will be conducted

Project Status: Ongoing

Performance Report: As of Q2-2025, construction is underway and the project is almost complete.

Family Success Center in Southeast	\$1,500,000	ARP23	6.1 Provision of Government Services
---	-------------	-------	--------------------------------------

Project Overview: Provide funding in partnership with Pikes Peak United Way and Harrison School District #2 to implement a Family Success Center in southeast Colorado Springs.

Use of Evidence: No evidence-based evaluation will be conducted

Project Status: Completed

Performance Report: The City awarded a subrecipient agreement to Pikes Peak United Way to provide funds to the project. As of June 30, 2025, the project was completed.

Memorial Park Monument Restoration	\$34,885	ARP25	6.1 Provision of Government Services
---	----------	-------	--------------------------------------

Project Overview: Provide funding to rehabilitate the Veterans Memorial in Memorial Park, which needs repair to restore the overall site to the quality and beauty it deserves.

Use of Evidence: No evidence-based evaluation will be conducted

Project Status: Ongoing

Performance Report: The City's Parks, Recreation, and Cultural Services Department is currently in the process of construction to rehabilitate the monument.

Governmental Safety Programs	\$3,000,000	ARP26	6.1 Provision of Government Services
-------------------------------------	-------------	-------	--------------------------------------

Project Overview: Provide funding to support City investments in community safety measures.

Use of Evidence: No evidence-based evaluation will be conducted

Project Status: Completed

Performance Report: As of July 2022, full funding was allocated to identified expenses.

Job Training Assistance	\$283,000	ARP40	6.1 Provision of Government Services
--------------------------------	-----------	-------	--------------------------------------

Project Overview: Job training to individuals or industries impacted by COVID through the Housing & Building Association of Colorado Springs' Careers in Construction program.

Use of Evidence: No evidence-based evaluation will be conducted

Project Status: Completed

Performance Report: The City provided an agreement to the Housing & Building Association of Colorado Springs to provide funds to the project. As of Q2-2025, the program was completed.

Small Business Development Center	\$250,000	ARP42	6.1 Provision of Government Services
--	-----------	-------	--------------------------------------

Project Overview: Support Small Business Development Center (SBDC) operations and programming to provide resiliency training and assistance to small businesses.

Use of Evidence: No evidence-based evaluation will be conducted

Project Status: Completed

Performance Report: The City provided an agreement to the SBDC in Q2-2023. As of Q2-2025, the program was completed.

Deal Closing Fund	\$3,000,000	ARP45	6.1 Provision of Government Services
--------------------------	-------------	-------	--------------------------------------

Project Overview: Incentivize the creation of new high-paying jobs within the City and establish a performance-based loan and grant program to encourage new businesses and existing businesses growing their employee base to locate or expand their operations in the City to create net new full time permanent jobs in the City. The City will support the fund by providing an initial grant to be used for the purposes of making awards and funding a portion of the administrative cost.

Use of Evidence: No evidence-based evaluation will be conducted

Project Status: Completed

Performance Report: The City executed a Grant and Service Agreement with the Center for Community and Entrepreneurial Advancement and provided full funding to establish the fund.

Survive & Thrive Loan Program	\$1,542,323	ARP46	6.1 Provision of Government Services
--	-------------	-------	--------------------------------------

Project Overview: Provide funding for a low-interest business loan program via Exponential Impact.

Use of Evidence: No evidence-based evaluation will be conducted

Project Status: Completed

Performance Report: The City executed an agreement with Exponential Impact (XI) and provided full funding to establish the loan fund.

Capital Projects Prioritized by Committee	\$7,162,709	ARP27-ARP48	6.1 Provision of Government Services
--	-------------	-------------	--------------------------------------

Project Overview: Provide funding for City capital projects, facilities maintenance, security projects.

Use of Evidence: No evidence-based evaluation will be conducted

Project Status: Ongoing

Performance Report: All capital projects were identified in 2021. Projects are in varying stages of completion. A full listing of projects funded with SLFRF revenue replacement funds is included in Appendix A.

APPENDIX A: CAPITAL PROJECTS FUNDED THROUGH REVENUE REPLACEMENT

Project Name	Funding Amount
Citywide Electronic Signature	\$265,000
Secure Vendor Access	21,884
Fire Alarm System Upgrades	263,494
Recording/Sound Equipment for Municipal Court Courtrooms	234,477
Lightning Detection and Warning Systems	100,000
Prospect Lake Aeration	390,286
CSPD POC Generators	947,500
Cottonwood Creek Tributary	1,900,000
404 Fontenero Rehabilitation	329,232
Opportunity Zone ADA Sidewalk/Ramp Improvements	1,937,539
Tejon Street Project	81,380
Fuel Infrastructure	377,535
PeopleSoft Grants Implementation	245,631
Cemetery Management Software System	68,751
Total SLFRF funding allocated	\$7,162,709

APPENDIX B: SUPPORTING PROGRAMMATIC DATA

ARP07 - Community Centers Afterschool and Summer Programs

The purpose of the SLFRF funded Community Centers Afterschool and Summer Program was to expand existing program capacity, providing childcare for low-income families for the 2021-2022, 2022-2023, and 2023-2024 school years. This goal of the program was to promote healthy childhood environments and enable greater economic opportunity for working parents in disproportionately impacted and underserved populations. This project supported low-income families regardless of school district.

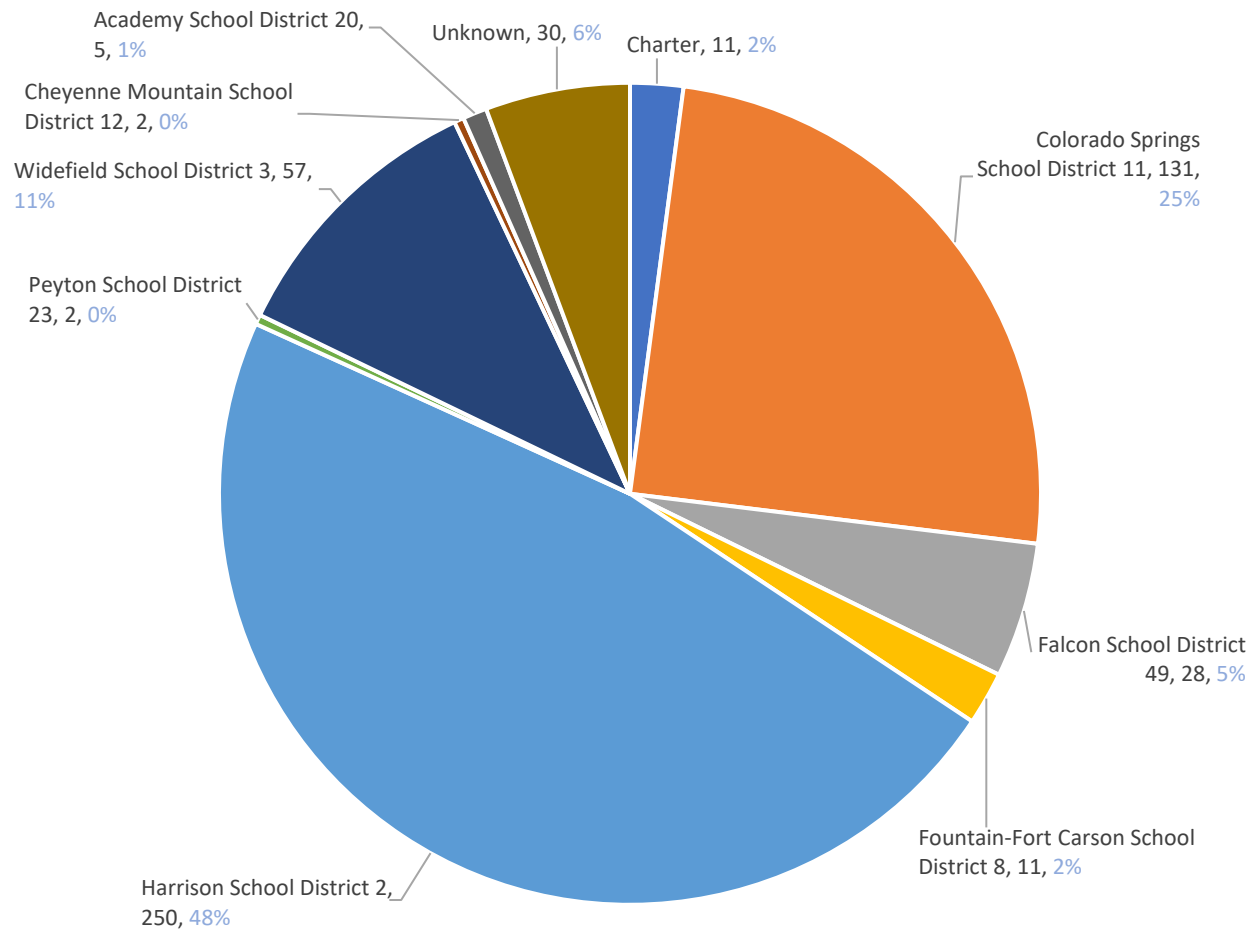
The City tracked the following data points to measure and evaluate outcomes:

- ❖ Number of unique participants
- ❖ Participant zip code
- ❖ Participant school district



As of June 30, 2025, the program had included participants from nine school districts, with the majority of the 527 unique participants attending Colorado Springs School District 11 (131) and Harrison School District 2 (250).

Unique Participants by School District



Coupling this information with the district percentage of students qualifying for free or reduced lunch, 85 percent of the participants attended a school district in which 50 percent or more of the student population are eligible for free or reduced lunch.

"I couldn't afford to pay for all the programs or to have a sitter. When I came across this program, I was overwhelmed with joy and grateful that not only did my son get to be with other kids and activities daily, but I was able to keep working. The schedule was perfect, my son was very happy, and the staff was incredible! I will be back next year, and I hope that I can help give back in some way. Whether help with food or activities anything I can. This program is amazing, and I thank all of you for the time you put in for these kids. You've helped more than you know."

- Program Parent

The zip codes with the most participants included 80910 and 80916, with an average household income of \$46,321 between the two. Participants were disbursed across 28 unique zip codes. Participant distributions by district, including the percentage of the student population eligible for free and reduced lunch, are displayed below.

District	Participants	District % Free or Reduced Lunch
Harrison School District 2	250	71%
Colorado Springs School District 11	131	61%
Widefield School District 3	57	50%
Unknown	30	
Falcon School District 49	28	40%
Charter	11	
Fountain-Fort Carson School District 8	11	52%
Academy School District 20	5	20%
Cheyenne Mountain School District 12	2	17%
Peyton School District 23	2	35%

The SLFRF-funded program is now complete.